

SOCIAL THINKING

Part 10 - Session 37

Theme: Perspective Taking


The Boring Moment 2

Aims:

- For students to understand the term, 'The Boring Moment'.
- For students to know that 'The Boring Moment' is part of everyone's day, every day!
- For students to be able to recognise when they are experiencing 'The Boring Moment'.
- For students to be able to recognise what they do (their behaviour) during 'The Boring Moment'.
- For students to know what they should (ideally) do during 'The Boring Moment' (be a good 'Social Fake').
- For students to be able to take on the role of the 'Social Fake' during 'The Boring Moment'.

Activity	Procedure	Equipment
What do you do during 'The Boring Moment'?	Encourage each student to think about what they do during 'Boring Moments'. It may help them to choose from the behaviours list. They can add their own ideas too! Ask each student to list their behaviours in the second column of their 'Boring Moments' list.	'Boring Moments' list Choice of behaviours Pens

Provide each student with a copy of possible reactions to boredom.




Yawn



Walk out of the room



Stop listening



Try to talk over them



Say, "This is boring!"

1. 2. 3.....10!

Hold my breath and count to 10



Put my music on



Bang objects about




Pick my nose



Act silly



Start to sing



Wander about the room

Turn my back on them	Put my head on the table	Tap my feet on the floor
Keep listening – it will be over soon	Continue to look at the person and try to listen	Tap my fingers but listen
Stop looking at the person	Look at them and nod as if I'm listening	Talk about something different