



## WIRRAL HOSPITALS' SCHOOL

"Working together to make everything better"

### SOCIAL THINKING

#### Part 6 - Session 16

#### Theme: Perspective Taking

Making Impressions on Other People: Look, Say, Do

#### Aims:


- For students to be able to recognise that we all have thoughts about other people (when alone and with people).
- For students to recognise that other people have thoughts about them too!
- For students to recognise that we make impressions in three different ways:
  1. How you look (LOOK)
  2. What you say (SAY)
  3. What you do (DO)
- For students to be aware that impressions are made in a few seconds (not just in face to face conversation).

Activity	Procedure	Equipment
<b>How Do We Make Impressions?</b>	<p>Change or do something unusual as you teach this session. This is to emphasise how we make impressions through how we LOOK and/or what we DO. Use your imagination and a change you feel comfortable with. For example, you could wear a curly green wig, a woolie hat, hold a spoon, leap about the room (etc.) while you present the lesson. Teach as normal without drawing any verbal attention to the unusual prop/action. Have fun with this and be creative!</p> <p>Introduce the new theme of making impressions on other people. Note that we do this through how we look, what we say and what we do (introduce symbols as you talk).</p> <p>By now, students will no doubt have started to laugh, point, or comment. Talk about the impression that you have given them due to the unusual change:</p> <p><b><u>What did it make them think about you?</u></b></p> <p>Emphasise that you made an impression on them through how you <u>looked and/or what you did</u>.</p> <p>Also, ask the students how long it took them to notice that something unusual was going on:</p>	<p>A prop or unusual action/stance</p> <p>Look, Say, Do symbols</p>


**How long did it take to make the impression?**

They should suggest a few seconds.


Emphasise how we constantly make impressions about others very quickly from what we see.



How you **look**




How you **look**



What you **say**



What you **say**



What you do



What you do